How to Check **Blepharitis** with a **Tablet**

We would like to share the application of QuikVue working with tablet to check blepharitis.

Step 1

Attach QuikVue to iPad or any other tablet. Slide in QuikVue adaptor onto a tablet and align QuiKVue marco lens with tablet camera lens.

Step 2

Press button on the back side to turn on the LED illumination.

Step 3

Focus tablet camera on the patient's eye lid and capture high resolution image.

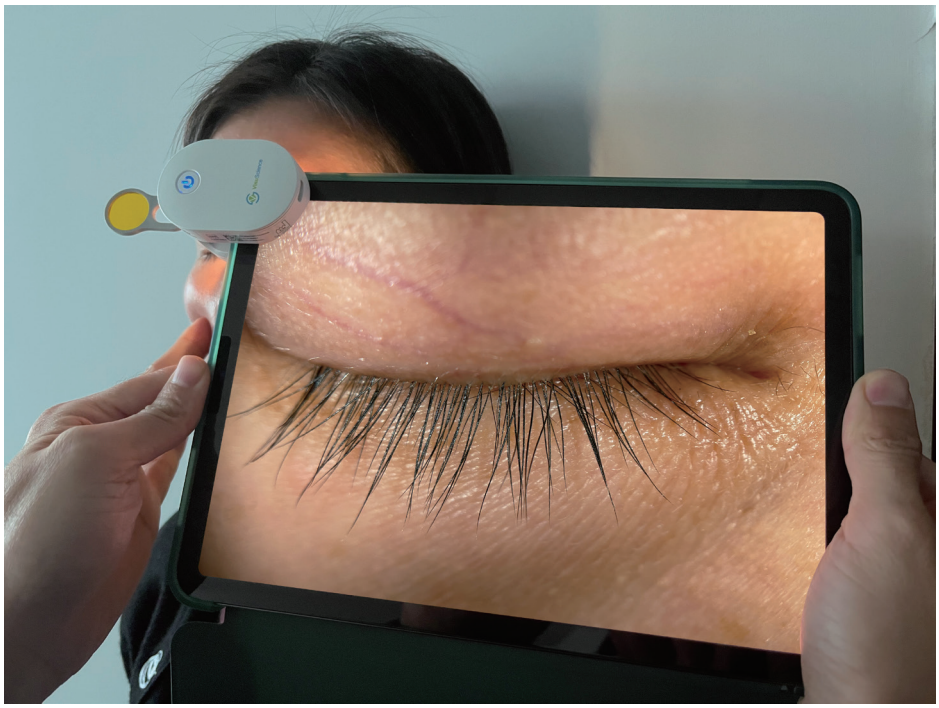

Capture Tip

Use some fingers against patient's cheek to stablize hand.

Step 4

Show patient eye lid image and if the eye lid condition is bad, suggest them buying eye clean products or taking further treatment to improve.

Step 5

Upload image to EMR/EHR in patient's record for progression check and future comparison.



Image Comparison

with QuikVue adaptor



without QuikVue adaptor

VisuScience Meditech Co., Ltd.
Add: Room 718, No. 208, Gungyi Road, Wuxi Jiangsu 214016, China
Tel:+86 510-85757880
E-mail:info@visuscience.com
Web: www.visuscience.com

Scan to Learn More